



realisable

REALISABLE IMAN

WHAT'S NEW IN V2

© 2013 Realisable Software Ltd. All rights reserved.

Realisable Software, Realisable Software logos, and all Realisable Software product and service names are registered trademarks or trademarks of Realisable Software, Ltd., or its affiliated entities. All other trademarks are the property of their respective owners.

Realisable Software Ltd.

Publisher

No part of this documentation may be copied, photocopied, reproduced, translated, microfilmed, or otherwise duplicated on any medium without written consent of Realisable Software Ltd.

Use of the software programs described herein and this documentation is subject to the Realisable Software License Agreement enclosed in the software package.

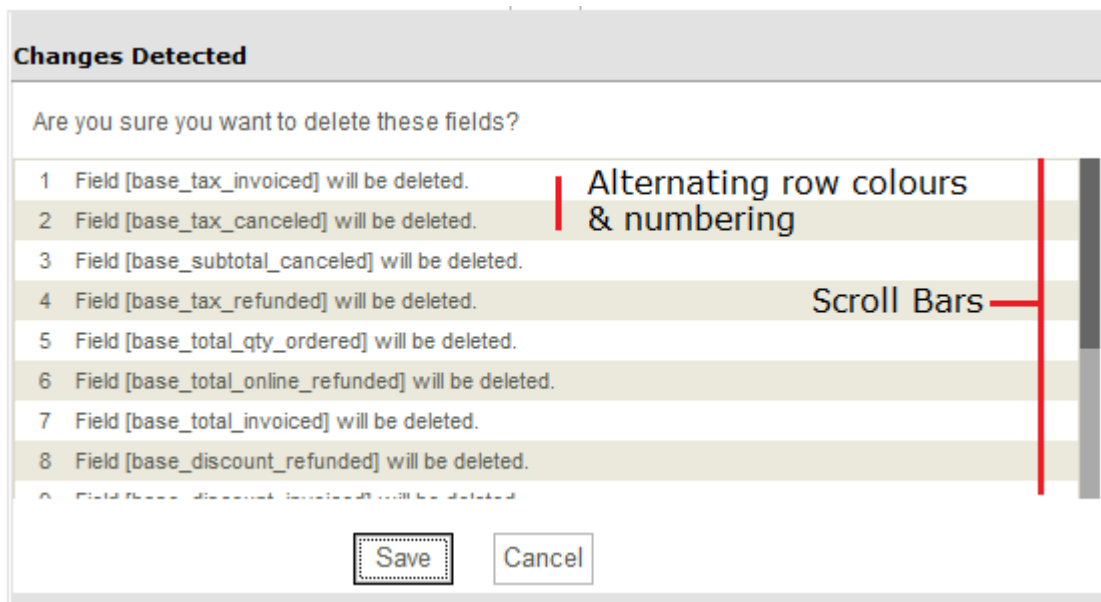
CONTENTS

Transform Changes	4
General User Interface Improvements.....	4
Aggregate Transform	6
Sort Transform.....	7
CSV, Excel, Fixed Width Text, XML Write Transforms	7
Email Task.....	8
File task	9
FTP Task	9
Scheduling	10
SDK – Connector Development	11
Connector Improvements	13
Sage300 connector.....	13
Sage200 connector.....	14
Other enhancements.....	15
VB Script Formula Enhancements	16
Self-Help & Documentation.....	17
Compatibility	18
Admin Console Changes.....	19
Permission Function.....	19
Licensing	19

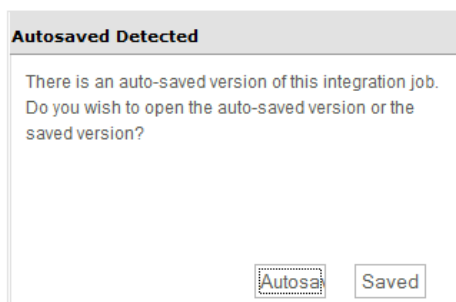
TRANSFORM CHANGES

GENERAL USER INTERFACE IMPROVEMENTS

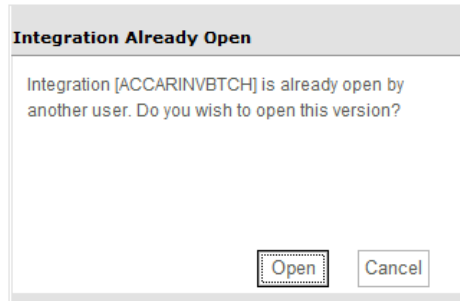
- Refresh, Apply & Close buttons now on each tab of the Transform Setup screens.
- Snap-to-Grid feature has been added to the designer, allowing you align the nodes within an integration more easily.
- Number of Page buttons at the bottom of the field mapping grid has been increased to 7.
- Improved styling and reduced browser footprint for message and dialog boxes.



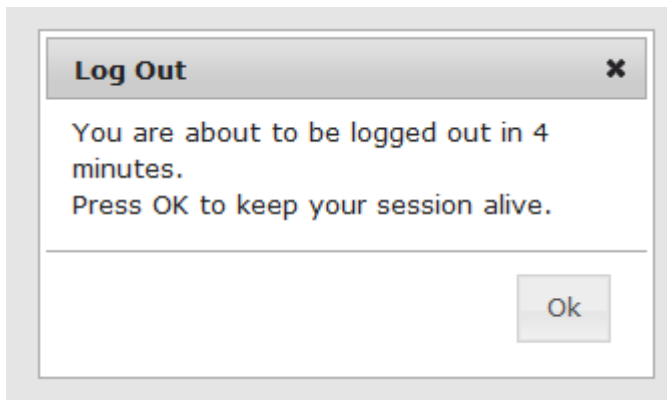
- A new auto-save feature has been added. Whenever changes are made to an integration configuration a temporary copy of the configuration is saved every two minutes. If a browser crashes or a session/IIS timeout occurs, the next time you open the integration in the designer you are prompted to open either the Autosaved or the Saved version of the configuration.



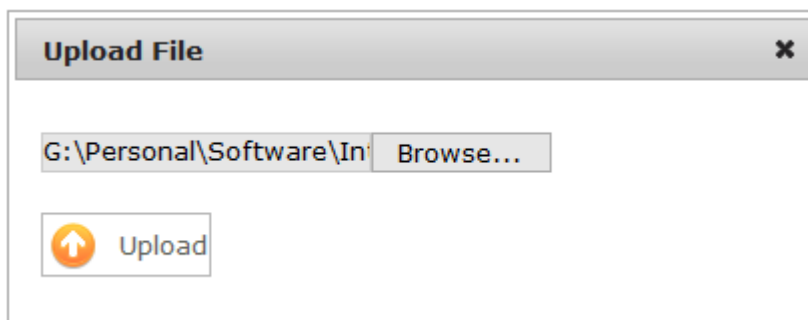
A check is also made to ensure that only a single instance of a particular integration is open. Where another user or another session has an integration open a prompt is displayed asking if you wish to open the version of the integration currently open.



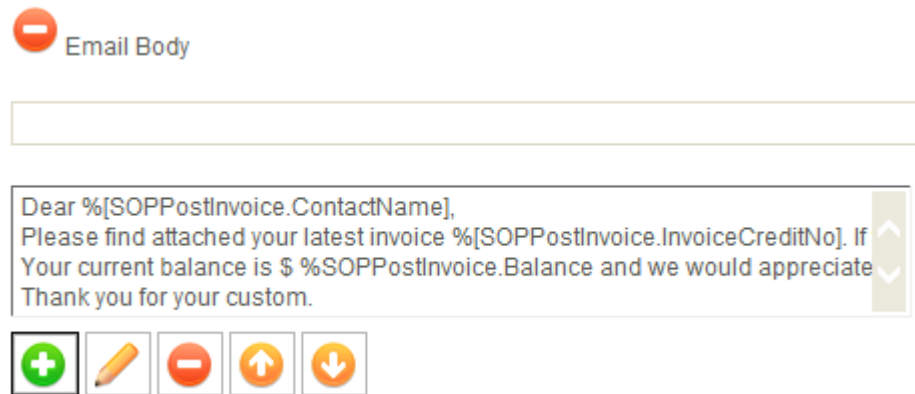
- An auto-logout feature has been added, with the option to keep the IIS Session open if pressed within the timeout period. Any 'timed out' session will be returned to the login screen.



- The Upload button on the Design screen has been redesigned to be more robust and now displays a prompt box.



- List box control found on the Audit tab of the Transform setup, XML Reader & Writer setup & Email Task setup screens now have the following improvements:
 - a. Ability to re-order the contents using the new Up & Down arrows.
 - b. If an element is edited when the Add button is pressed to re-add the element it will be inserted in the same position.



The image shows a form titled "Email Body" with a red minus icon. It contains a text area with a placeholder email body text: "Dear %[SOPPostInvoice.ContactName], Please find attached your latest invoice %[SOPPostInvoice.InvoiceCreditNo]. If Your current balance is \$ %[SOPPostInvoice.Balance] and we would appreciate Thank you for your custom." Below the text area are five icons: a green plus, a yellow pencil, a red minus, an orange up arrow, and an orange down arrow.

AGGREGATE TRANSFORM

Usability

To improve usability the description of the Aggregate record has been moved to the top of the form, whereas previously it had been nested in the 'Record Options' group.



The image shows a form with three tabs: "OPTIONS", "FIELD MAPPING", and "AUDIT". The "OPTIONS" tab is selected. Below the tabs is a "Description" label and a text input field containing "Shipping". Below the input field is a green plus icon and the text "Records Options".

Improved Logic and Generation (BREAKING CHANGE)

The Aggregate transform has improved logic for generating 'Calc' records.

In previous versions a Calc record within an Aggregate transform would only generate when there were records within a particular child transaction container. 'Calc' records would not generate when there a transaction type was empty i.e. it did not contain any records.

This version will now generate the Calc records irrespective of number of records within the container.

Please note this is a breaking change so your integrations should be checked accordingly.

SORT TRANSFORM

The Sort Transform has the following improvements:

- Can now specify Ascending or Descending sort direction.
- Date/Time fields can now be sorted.
- Performance improvements of up to 200% on large datasets.
- Reduced memory utilisation on large datasets.

CSV, EXCEL, FIXED WIDTH TEXT, XML WRITE TRANSFORMS

- File Transforms can now be output to Http locations.

Data Source

http(s) Url 


 http(s) Url Options


Url

http://server/appid/servicename

- File Names can specify field references.

Data Source

File 

 File Options

File Path

C:\IMan\OutputData

The path for where the files are located.

File Name

%[ORDNUMBER] & ".csv"

The file name may be either a static value or contain wildcards (*, ?).

Where the 'Create File Per' is set to '(none)' the File Name uses the first transaction of the dataset.

EMAIL TASK

- New option to embed referenced images into emails. Images may be locally referenced or through a URL.

Email System

Realisable Software ▼



Email Addresses

Send Individual Emails



Generate Separate Emails Per

SOPPostInvoice ▼

Subject

Demo Data Ltd Invoice - %SOPPostInvoice.InvoiceCreditNo

Use IMan Email Styling



Embed Mime/Images Into Email



Email Body



Attachments

- Attachments can specify wildcards. The wildcard is evaluated and expanded where any matching files are attached to the email.
- Improved handling of errors, where the Action on Transform Error property (found on the Audit tab of the Transform Setup screen) now functions as per any other transform:
 - Abort – If an error occurs at any point the Email Task will abort, causing the integration to abort.
 - Reject Record & Continue – If an error occurs whilst sending an email, the Email Task will continue and attempt to send the next email until there are no more emails. The task will exit gracefully, allowing the next transform to process.

- Attachments edit box has the edit function.

FILE TASK

- The File Task now supports 'Expando' fields in the source file and destination file locations.
- The Destination Filename can now reference the original filename and extension through the %FILENAME and %FILEEXT references.

FTP TASK

- The FTP Task now supports 'Expando' fields in the source file and destination file locations.
- The FTP Server settings now allow you to specify the connection timeout.
- The FTP Server settings now allow you to specify a connection's idle timeout.
- For FTP connections the FTP Server settings now allow you to specify if the connection should use Active, Passive or Extended Passive mode.

SCHEDULING

- Schedules can now be set to run Yearly.
- The last successful run date is now recorded on the JOBDetail table.

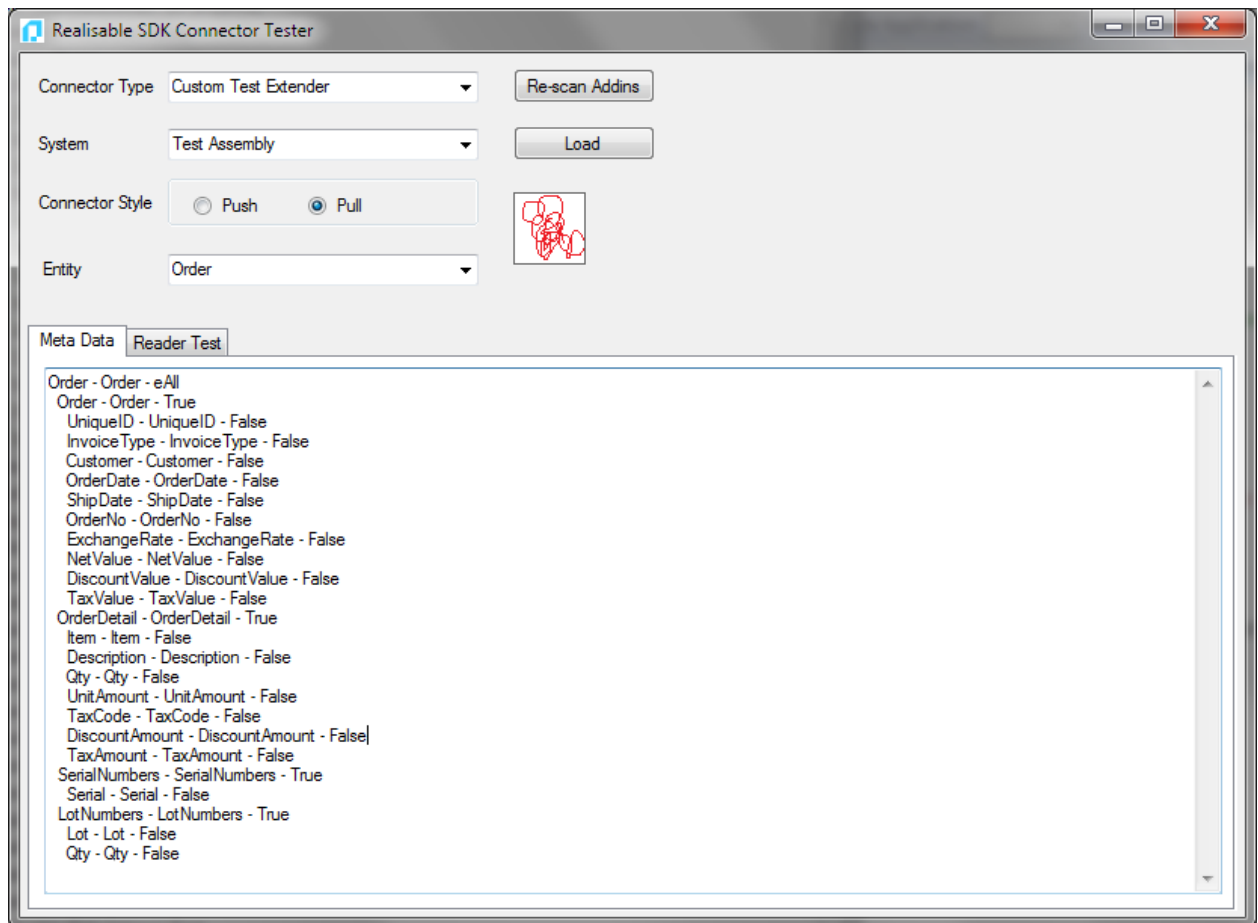
SDK – CONNECTOR DEVELOPMENT

Several major improvements to the SDK have been made to facilitate easier development and testing of SDK written components.

Test Application

A new application allows you to test a custom developed connector:

- Retrieve Meta Data on both Pull & Push style connectors.
- Tester for Pull style connectors allows transactions to be retrieve from the source application either 1 transaction or record at a time or to retrieve all transactions available.



Test Project

A new .net Test project has been included to demonstrate how unit tests can be written for Push & Pull connectors.

Improved Sample Project

Improved sample project demonstrating custom connector development.

Improved Documentation

Documentation has been improved and expanded.

Licensing

A new licensing mechanism has been added to the connector allowing connectors to be licensed.

CONNECTOR IMPROVEMENTS

SAGE300 CONNECTOR

Improved Documentation

Connector Documentation has been moved from Appendix A of the User Guide to its own document.

Documentation now includes sections on security setup and troubleshooting.

Accounts Receivable

- Added support to print or export A/R Invoices forms.

Batch Imports

- All batch imports (A/R Invoice, A/R Receipt, A/R Refund, A/P Invoice, A/P Payments, C/B Batches & G/L Batches) now set a default description of 'Realisable IMan Import Batch' where the batch description field is not set explicitly.

Canadian Payroll

- Added support to create Canadian Payroll Timesheets.

Inventory Control Interfaces

- Added support to insert or update Inventory Location records.
- Added support to insert or update Manufacturer Number records.

Order Entry Interfaces

- O/E Shipments can now update existing lines and to allow Miscellaneous Charges to be added to existing shipments.
- Improved support for the Line Number field in O/E Order Import, Shipment & Invoice imports. Previously the line number field would write back to the dataset the internal number (-1, -2, etc) prior to it being committed to database. The Line Number field now writes back to value as represented in the database.
- The O/E Order import now captures the Shipment & Invoice numbers, when generating the shipments & invoices from the order.
- The O/E Shipment import now captures the Invoice number, when generating the invoice from the shipment.
- Added support for O/E Credit Notes.
- Added support to print or export O/E Invoices.

Project and Job Costing Interfaces

- The Project/Contract interface update functionality has been improved. In previous versions new Projects added to a Contract; new Categories added to a Project or Resource; or new Resources added to a Project were previously inserted as the last item. New records are now inserted in order as they are ordered on the dataset.
- Added support for Project Timecard transactions.
- Added support for Equipment Usage transactions.
- Added support for Material Allocation transactions.

Purchase Order Interfaces

- Added support to insert and update Vendor Contract Costs.

SAGE200 CONNECTOR

Documentation

- Improved Documentation for Sage200 Connector points.
- Includes steps required to setup 'Print Style' interfaces to work with IMan.

Dynamic Company Selection

For each import type there is now a field which allows you to dynamically specify the System Connector used to import data into Sage200. This has the effect of that you can now import into multiple Sage200 companies using a single connector instance, whereas previously you needed individual connectors for each company to import data.

	Field Name	Type	Log Key	Sage 200 Field
▶	Customer	Text	0	System Connector Id
	InstrumentType	Text	0	Document Type
	DocumentNo	Text	0	Document No
				Customer
				Document Date

This function brings into line the functionality available in the SagePay and Sage300 ERP connectors.

Financial Interfaces

- Added support for Cashbook Grouped Transactions. Grouped Transactions can now be created for Sales Ledger Payment and Sales Ledger Refund transactions.
- Sales Ledger Receipts now support allocations.

Stock Control Interfaces

- Stock Adjustments are now supported. The Stock Adjustment interface provides both Write-Off & Discovery functionality and Batch and Serial Number support.
- Stock Transfers are now supported. The Stock Transfer interface provides Batch and Serial Number support.

Sales Order Processing Interfaces

- The SOP Order/Return import can now specify the Batch and Serial Numbers to allocate.
- The SOP Order/Return import now has a 'Synchronise' update capability. Synchronise is an enhanced form of Update, where an Order or Return being overwrites any existing order automatically removing any lines not existing in the transaction being imported, updating existing lines and adding new lines.

Select Sage 200 System

Sage200 2011 ▼

Sage 200 Import Type

SOP Sales Order ▼

Update Operation

Synchronise ▼

This function differs from the Insert/Update/Delete update as explicit deletes are no longer required to delete a line.

- The SOP Despatch import can now capture the auto generated Despatch number.
- The SOP Print Post interface now supports consolidated invoicing for Customers where the Consolidated Invoicing is enabled for a customer.

OTHER ENHANCEMENTS

Shared Database Connections

Shared Database connections can now be setup, which can be used the DB Reader, DB Writers and Lookup definitions.

Lookup Tables

Improved screen layout and handling for internal lookup table setup.

VB SCRIPT FORMULA ENHANCEMENTS

DistinctCount

New DistinctCount formula allows you to get a distinct value count of a child transaction or of a field marked to allow multiple values within an Aggregate transform.

ReadTextFile

New ReadTextFile formula allows you to read the contents of a text file.

WriteTextFile

New WriteTextFile formula allows you to create a text file with specific contents.

SELF-HELP & DOCUMENTATION

- 8 additional samples have been provided with complete step-through's documented in the Getting Started Guide:
 - Sage300 A/R Invoice Import
 - Sage300 A/R Receipt Import
 - Sage300 Canadian Payroll Import
 - Sage300 PJC Timecard Import
 - Sage300 Intercompany Processing demonstrating how IMan can be used to automate intercompany sales and purchase order processing using the Order Entry and Purchase Order modules.
 - Sage200 Sales Invoice Import
 - Sage200 SOP Despatch and Invoice Generation inc. consolidated invoicing.
- The Sage300 and Sage200 training manuals for IMan with their accompanying sample data are now included and part of the install routine.

Training Manuals have been expanded to provide the additional scenarios:

- Exporting of transactional data including best practice for 'flagging' exported transactions.
 - Generating Shipment & Invoice transactions including the emailing of the generated invoice document.
- Improved Admin Guide detailing Permissions, license considerations and uninstallation.

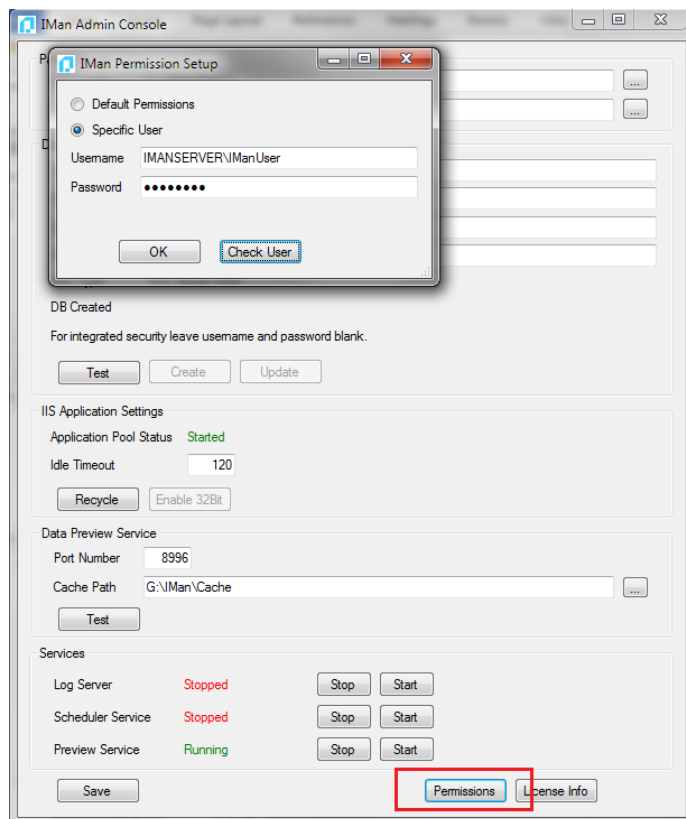
COMPATIBILITY

- Support for SQL 2012 has been made.
- Support for Windows 8 and Windows 2012 has been made.
- Added support for Internet Explorer 10.
- Added support for Google Chrome.

ADMIN CONSOLE CHANGES

PERMISSION FUNCTION

A permissions function has been added to the Admin Console to auto-set the required local server permissions. This function eliminates the need to individually set the required permissions and also run IMan using a user with Administrator privileges.



This function has also been incorporated into the previous version.

LICENSING

- Licenses can now be activated and deactivated online.
- Licensing is now more resilient to hardware changes.
- Unlicensed Connectors no longer disappear if they are not licensed. Unlicensed connectors are now greyed and simply prohibit you to use them.